

60cm 5 Function Oven

Minute Minder Timer



FEATURES






5 Functions (inc. Fan-forced), 80L gross capacity,
Modern fixed control knobs, Minute minder timer,
Contemporary black glass design, Cavity cooling system,
Aluminium slimline handle, Plug & Play (10 amp plug)

Congratulations on your new InAlto 60cm 5 Function Oven

BEFORE USING YOUR OVEN FOR THE FIRST TIME

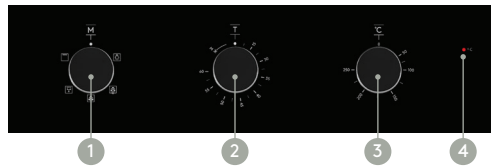
- Before using this appliance read this manual, taking special note of the 'Safety Instructions' section.
- Ensure that all packaging materials are removed from the appliance.
- To remove the new oven smell, heat up the oven when it is empty and closed. 90 minutes with convection at 250°C is ideal.

START COOKING AS AN OVEN

-  **Oven Light:** Observe the progress of cooking without opening the door.
-  **Defrost:** Circulates room temperature air allowing faster defrosting without the use of any heat.
-  **Grill:** For normal grilling, utilising the inner grill element, which directs heat downwards onto the food.
-  **Grill & Fan:** Suitable for grilling large amount of cooking.
-  **Convection:** Heat from the rear heating element circulated around the cavity by the fan. This results in a faster and more economical cooking process also allowing food to be cooked simultaneously on different shelves.

YOUR INALTO OVEN

1. Mode Knob
2. Timer Knob
3. Temperature Knob
4. Preheat Indicator



Refer to your *User Manual Pages 8–10* for detailed operation instructions.

DETAILS

Dimensions (W, D, H mm): 595 × 575 × 595
 Warranty: 3 Years (2 + 1 on registration)

SUPPORT

Telephone: 1300 11 4357
 Email: support@residentiagroup.com.au