

8kg Heat Pump Dryer




FEATURES

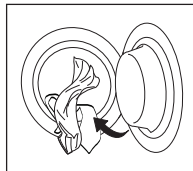
8kg Capacity, 7 Star Energy Rating, LED Display Screen,
My Dry Program, Delay Start Function, 16 Drying Programs,
Child Lock, Anti-crease Function

Congratulations on your new InAlto 8kg Heat Pump Dryer

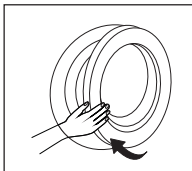
QUICK START




Plug in your dryer



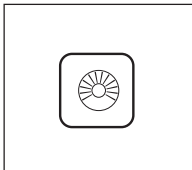
Load wet laundry into the drum.




Close the door.



Press the On button.



Select the desired program and any additional functions required.



Press the Start button and you will see the time remaining on the display screen.

For detailed operation instructions refer to your User Manual Pages 11–14.

REGISTER YOUR APPLIANCE

AU: www.inalto.house/registration
 NZ: www.inalto.house/nz/registration

INSTALLATION & FIRST USE

Before installing your new Heat Pump Dryer please ensure you have read all safety instructions in the user manual.

Installation

Place the dryer on a firm and level surface for quiet and safe operation. If you wish to stack your dryer above your washing machine you must purchase a stacking kit and ensure it is installed by a qualified person. Please make sure that there is sufficient ventilation and it is not placed in an area where dirt will accumulate.

Before using your dryer for the first time.

- Ensure the appliance is correctly installed as per the installation instructions in your User Manual Page 9.
- Leave the appliance to stand for 2 hours after transportation.
- Prepare the dryer by running one cycle as per the instructions in your User Manual Page 11.

DETAILS

Capacity: 8kg
 Dimensions (W, D, H mm): 595 × 650 × 845
 Warranty: 2 Years

SUPPORT

Telephone: 1300 11 4357
 Email: support@residentiagroup.com.au